

Specifications

MECHANICAL

Case Size:	16.5" H x 14.5" W x 6.75" D
Enclosure Type:	Wall mounted
Case:	7 Slot, (CPU + 6 I/O Slots)
Weight:	55 lbs.

ELECTRICAL

Input Power:	120 Vac (+/- 15%), 12A total, 0.7A internal Built-in surge suppressors
Internal Power Supplies:	24 Vdc @ 300 mA for external use

ENVIRONMENTAL

Operating Temp:	32° to 122° F (0° to 50° C)
Storage Temp:	-20° to 150° F (-28° to 65° C)
Humidity Limits:	15 to 95% (non-condensing)
Enclosure:	NEMA 1

PERFORMANCE

Accuracy:	0.025% Analog I/O
Resolution:	16 bit input/12 bit output
Microprocessor:	32 bit, 128k EEPROM
Execution Cycle:	Five per second
Time/Date Clock:	(battery backed)

OPERATOR CONTROL PANEL

LCD Graphic Display:	2.9" H x 5.1" W
Keyboard:	Membrane, tactile feedback

HISTORICAL DATA (Optional)

Displays:	8 or 40 minute charts or 2, 8 or 24 hour charts
Memory:	Non-Volatile, 32 Mb. 48 pts every 15 sec for 30 days, or greater with data compression

CONFIGURATION

Standard Lead/Lag:	Menu style "Fill-In-The-Blanks" setup
Control Language:	Function block style, 60 functions, 600 blocks
Security:	2 password levels
Configuration Software:	PWC-Edit™, PWC-Draw

COMMUNICATION

Network Protocol:	Modbus (ASCII or RTU mode)
Telephone Modem (Optional):	Internal Card 33,600 baud, RJ-11 Jack, Data and Pagers
Configuration Port:	9,600 to 38,400 baud RS-232, DB9F connector

Communications:

SCADA/Flex Server
or
Building Automation System (BAS)



Control Network
(RS485 Modbus)



PCC-III
Controllers




JC-xxD
Instruments



PWC_Remote



Alphanumeric Pagers



The **Chief Dispatcher** creates an information hub that can be intergrated with the **Building Automation** or **SCADA** System or Remote Monitoring or Dial-in Systems using PWC_Remote software. The **Chief Dispatcher** is the ideal choice for remote monitoring of unmanned plants.

Represented by:



Preferred Instruments

A division of Preferred Utilities Mfg. Corp.
31-35 South St., Danbury, CT 06810 U.S.A.

TEL: (203) 743-6741 FAX: (203) 798-7313

www.preferredinstruments.com
info@preferredinstruments.com

© Preferred Utilities Manufacturing Corp., 2006.

CS-JCCD-1

Chief Dispatcher

Modulating Lead-Lag Control



- Advanced Communications
- Increased Safety
- Improved Efficiency



PREFERRED INSTRUMENTS

The **Chief Dispatcher™** is an advanced boiler sequencing, communication and monitoring system. The **Chief Dispatcher** combines innovative ease of operation, communication and expansion capabilities with boiler application expertise. Off-the-shelf, standard modulating Lead-Lag applications can be

expanded to control circulating water variable speed pumps and isolation valves while monitoring the flame safeguard and boiler control systems. Multiple communication protocols allow simultaneous communication to alphanumeric pagers and the Building Automation System or local devices.

Features

Advanced Communication

- The entire boiler plant operational information can be inputted into one controller for integration with the building management system via non-proprietary Modbus protocol.
- Off-site monitoring and control using internal modem or RS232/485 interface.
- Remote operation and troubleshooting using your PC and PWC Remote.

Increased Safety and Maximized Boiler Life

- Proper warm up of your boiler can be assured and thermal shock eliminated with our low fire hold and boiler warm-up logic.
- Thermal stress is minimized by driving the boiler to low fire before shutting it down.
- Alarm notification can be immediately transmitted out through the modem to designated pagers.

Improved Energy Efficiency

- A real clock and calendar allows flexible boiler sequencing to match the plant's true energy needs. Rotation of boilers can be done in any sequence based on time, temperature or the calendar.
- Accurate control of the boiler to meet your setpoint.
- Historical trending to allow operators to fine tune their systems based on operating conditions.
- Infinitely adjustable control to eliminate short cycling of equipment and erratic system pressures or temperatures.
- Outdoor air temperature reset of system temperature or pressure.
- Clock or calendar based setback to reduce energy consumption when the building is unoccupied.

Applications

Process Steam Plants

- Accurate steam pressure control is guaranteed.
- Plant status and trends are available at the operator's fingertips.

Steam Heating Plants

- Flexibility to operate the plant at optimal efficiency under all conditions
- Hot standby of lag boiler to ensure uninterrupted operation of the critical heating system

Hot Water Heating Plants

- Traditional and High Temperature Hot Water systems.
- Primary and secondary pump control.
- Thermal shock protection for steel and cast iron boilers.

Condensing Boiler Heating Plants

- Control logic to maximize efficiency of multiple condensing-boiler systems
- Control of automatic boiler isolation valves

Additional Monitoring and Control

- Pumps and feedwater systems
- Automatic valves
- Fresh Air Dampers and Fans
- Fuel oil systems for the boilers and generators.
- Cooling Towers
- Chillers and Air Compressors
- Other boiler room auxiliaries

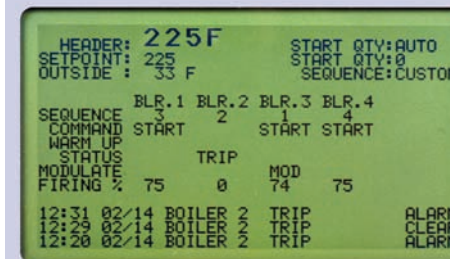


Chief Dispatcher
Shown with key lockable viewing window open.

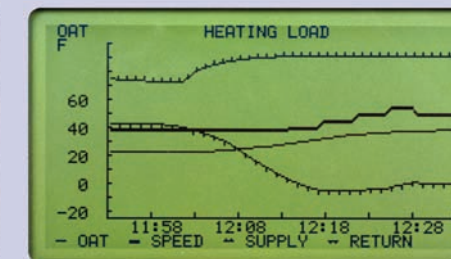
As the number of boilers or the quantity of plant equipments are increased, I/O can be conveniently added via plug-in modules.

- **Discrete Input Boards** provide equipment status LED indicators.
- **Relay Output Boards** provide boiler control On-Off-Auto toggle switches and "Call For Operation" and "Output Status" LED indicators.
- **Analog Output Boards** provide Auto/Manual toggle switches and manual control dial with 10 segment bargraph output indication.

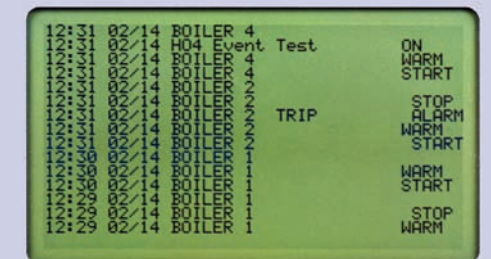
LCD Graphic Display brings plant overviews, **historical trending**, outdoor reset, alarm and event status and setup displays right to the plant operator.



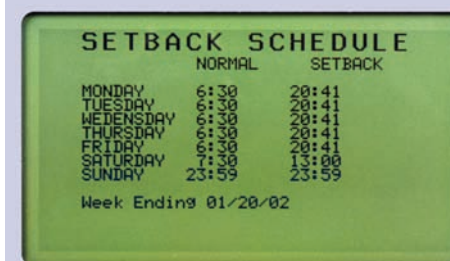
Plant Overview Display(s)
At a glance control and monitoring of boiler status and lead/lag sequence.



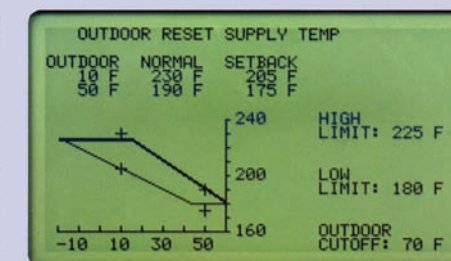
Historical Trend Display(s)
An essential monitoring tool. Multiple (4) Pen "Charts" are included.



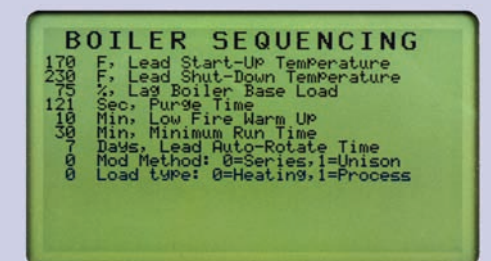
Alarm Display
Alarms, events and operator actions are logged with time, date stamp, and description.



Setback Display(s)
Simple Day/Night/Week Setback setup.



Outdoor Reset Display
Easily configure normal and setback setpoints and limits. A graphical representation is automatically generated.



Boiler Setup Displays
Simple Menu style "Fill-In-The-Blanks" setup.